



TEST REPORT
On Behalf of

Mid Ocean Brands B.V.

Flame light led wax candle

Model No.: MO2365

Prepared for : Mid Ocean Brands B.V.

Address: 7/F., Kings Tower, 111 King Lam Street, Cheung Sha Wan, Kowloon, Hong Kong

Prepared by : Shenzhen Alpha Product Testing Co., Ltd.

Address: Building i, No.2, Lixin Road, Fuyong Street, Bao'an District, 518103, Shenzhen, Guangdong, China

Date of Test: April 17, 2024

Date of Report: April 18, 2024

Report Number: A2404122-C01-R01

Version Number: V0

TEST REPORT
IEC 62471
Photobiological safety of lamps and lamp systems

Report Reference No......: A2404122-C01-R01

Tested by (name + signature): Max Peng

Approved by (name + signature).....: Marco Fu

Date of issue.....: April 18, 2024

Total number of pages: 17pages



Testing Laboratory: Shenzhen Alpha Product Testing Co., Ltd.
Address: Building i, No.2, Lixin Road, Fuyong Street, Bao'an District,
518103, Shenzhen, Guangdong, China

Testing location/ procedure: TL RMT SMT WMT TMP

Applicant's name.....: Mid Ocean Brands B.V.
Address: 7/F., Kings Tower, 111 King Lam Street, Cheung Sha Wan, Kow-
loon, Hong Kong

Test specification:
Standard.....: IEC 62471:2006 (First Edition)
Test procedure: Type-test report
Non-standard test method.....: N/A

Test Report Form No......: IEC62471B
TRF Originator.....: VDE Testing and Certification Institute
Master TRF.....: Dated 2018-08-16

Test item description: Flame light led wax candle
Model/Type reference: MO2365
Model difference.....: N/A
Manufacturer: Mid Ocean Brands B.V.
Address: 7/F., Kings Tower, 111 King Lam Street, Cheung Sha Wan, Kow-
loon, Hong Kong
Trademark: N/A
Ratings: 3.0V --- (supplied by 3V button cell)

| | | |
|---|---|--|
| Test item particulars | : | |
| Tested lamp | : | <input checked="" type="checkbox"/> continuous wave lamps <input type="checkbox"/> pulsed lamps |
| Tested lamp system | : | -- |
| Lamp classification group | : | <input checked="" type="checkbox"/> exempt <input type="checkbox"/> risk 1 <input type="checkbox"/> risk 2 <input type="checkbox"/> risk 3 |
| Lamp cap | : | N/A |
| Bulb | : | -- |
| Rated of the lamp | : | DC3.0V |
| Furthermore marking on the lamp..... | : | -- |
| Seasoning of lamps according IEC standard | : | -- |
| Used measurement instrument..... | : | OST-500 system |
| Temperature by measurement..... | : | 23 ± 2 °C |
| Information for safety use..... | : | -- |
| Possible test case verdicts: | | |
| – test case does not apply to the test object | : | N/A (Not applicable) |
| – test object does meet the requirement..... | : | P (Pass) |
| – test object does not meet the requirement..... | : | F (Fail) |
| Testing: | | |
| Date of receipt of test item | : | April 16, 2024 |
| Date (s) of performance of tests..... | : | April 17, 2024 |
| General remarks: | | |
| <p>The test results presented in this report relate only to the object tested. This report shall not be reproduced, except in full, without the written approval of the Issuing testing laboratory. "(See Enclosure #)" refers to additional information appended to the report. "(See appended table)" refers to a table appended to the report. Throughout this report a comma (point) is used as the decimal separator. Decision rules for the conclusion of this test report: decision by actual test data without considering measurement uncertainty. List of test equipment must be kept on file and available for review.</p> | | |
| Summary of the test report | | |
| The complete report including following parts: | | |
| <ol style="list-style-type: none"> 1. All clauses of IEC 62471:2006; 2. Differences between IEC 62471:2006 and EN 62471:2008, see the ATTACHMENT; 3. Appendix 1: Equipment List; 4. Appendix 2: Photo Documentation. | | |
| Summary of compliance with National Differences: | | |
| List of countries addressed: | | |
| EU Group Differences | | |
| <input checked="" type="checkbox"/> The product fulfils the requirements of EN 62471:2008. | | |
| General product information: | | |
| <ol style="list-style-type: none"> 1. Product: <u>Flame light led wax candle</u>. 2. The unit classification is the <u>Exempt Group</u>. | | |

| IEC 62471 | | | |
|-----------|--|---|---------|
| Clause | Requirement + Test | Result – Remark | Verdict |
| 4 | EXPOSURE LIMITS | | P |
| 4.1 | General | | P |
| | The exposure limits in this standard is not less than 0,01 ms and not more than any 8-hour period and should be used as guides in the control of exposure | | P |
| | Detailed spectral data of a light source are generally required only if the luminance of the source exceeds $10^4 \text{ cd}\cdot\text{m}^{-2}$ | See clause 4.3 | N/A |
| 4.3 | Hazard exposure limits | | P |
| 4.3.1 | Actinic UV hazard exposure limit for the skin and eye | | P |
| | The exposure limit for effective radiant exposure is $30 \text{ J}\cdot\text{m}^{-2}$ within any 8-hour period | | P |
| | To protect against injury of the eye or skin from ultraviolet radiation exposure produced by a broad-band source, the effective integrated spectral irradiance, E_s , of the light source shall not exceed the levels defined by: | | P |
| | $E_s \cdot t = \sum_{200}^{400} \sum_t E_\lambda(\lambda, t) \cdot S_{UV}(\lambda) \cdot \Delta t \cdot \Delta \lambda \leq 30 \quad \text{J}\cdot\text{m}^{-2}$ | | P |
| | The permissible time for exposure to ultraviolet radiation incident upon the unprotected eye or skin shall be computed by: | | P |
| | $t_{\max} = \frac{30}{E_s} \quad \text{s}$ | | P |
| 4.3.2 | Near-UV hazard exposure limit for eye | | P |
| | For the spectral region 315 nm to 400 nm (UV-A) the total radiant exposure to the eye shall not exceed $10000 \text{ J}\cdot\text{m}^{-2}$ for exposure times less than 1000 s. For exposure times greater than 1000 s (approximately 16 minutes) the UV-A irradiance for the unprotected eye, E_{UVA} , shall not exceed $10 \text{ W}\cdot\text{m}^{-2}$. | | P |
| | The permissible time for exposure to ultraviolet radiation incident upon the unprotected eye for time less than 1000 s, shall be computed by: | | P |
| | $t_{\max} \leq \frac{10\,000}{E_{UVA}} \quad \text{s}$ | | P |
| 4.3.3 | Retinal blue light hazard exposure limit | | P |
| | To protect against retinal photochemical injury from chronic blue-light exposure, the integrated spectral radiance of the light source weighted against the blue-light hazard function, $B(\lambda)$, i.e., the blue-light weighted radiance, L_B , shall not exceed the levels defined by: | | P |
| | $L_B \cdot t = \sum_{300}^{700} \sum_t L_\lambda(\lambda, t) \cdot B(\lambda) \cdot \Delta t \cdot \Delta \lambda \leq 10^6 \quad \text{J} \cdot \text{m}^{-2} \cdot \text{sr}^{-1}$ | for $t \leq 10^4 \text{ s}$ $t_{\max} = \frac{10^6}{L_B}$ | N/A |

| IEC 62471 | | | |
|-----------|--|--------------------------------|---------|
| Clause | Requirement + Test | Result – Remark | Verdict |
| | $L_B = \sum_{300}^{700} L_\lambda \cdot B(\lambda) \cdot \Delta\lambda \leq 100 \quad W \cdot m^{-2} \cdot sr^{-1}$ | for $t > 10^4$ s | P |
| 4.3.4 | Retinal blue light hazard exposure limit - small source | | N/A |
| | Thus the spectral irradiance at the eye E_λ , weighted against the blue-light hazard function $B(\lambda)$ shall not exceed the levels defined by: | See table 4.2 | N/A |
| | $E_B \cdot t = \sum_{300}^{700} \sum_t E_\lambda(\lambda, t) \cdot B(\lambda) \cdot \Delta\lambda \leq 100 \quad J \cdot m^{-2}$ | for $t \leq 100$ s | N/A |
| | $E_B = \sum_{300}^{700} E_\lambda \cdot B(\lambda) \cdot \Delta\lambda \leq 1 \quad W \cdot m^{-2}$ | for $t > 100$ s | N/A |
| 4.3.5 | Retinal thermal hazard exposure limit | | P |
| | To protect against retinal thermal injury, the integrated spectral radiance of the light source, L_λ , weighted by the burn hazard weighting function $R(\lambda)$ (from Figure 4.2 and Table 4.2), i.e., the burn hazard weighted radiance, shall not exceed the levels defined by: | | P |
| | $L_R = \sum_{380}^{1400} L_\lambda \cdot R(\lambda) \cdot \Delta\lambda \leq \frac{50\,000}{\alpha \cdot t^{0,25}} \quad W \cdot m^{-2} \cdot sr^{-1}$ | ($10 \mu s \leq t \leq 10$ s) | N/A |
| 4.3.6 | Retinal thermal hazard exposure limit – weak visual stimulus | | P |
| | For an infrared heat lamp or any near-infrared source where a weak visual stimulus is inadequate to activate the aversion response, the near infrared (780 nm to 1400 nm) radiance, L_{IR} , as viewed by the eye for exposure times greater than 10 s shall be limited to: | | P |
| | $L_{IR} = \sum_{780}^{1400} L_\lambda \cdot R(\lambda) \cdot \Delta\lambda \leq \frac{6\,000}{\alpha} \quad W \cdot m^{-2} \cdot sr^{-1}$ | | N/A |
| 4.3.7 | Infrared radiation hazard exposure limits for the eye | | P |
| | The avoid thermal injury of the cornea and possible delayed effects upon the lens of the eye (cataractogenesis), ocular exposure to infrared radiation, E_{IR} , over the wavelength range 780 nm to 3000 nm, for times less than 1000 s, shall not exceed: | | P |
| | $E_{IR} = \sum_{780}^{3000} E_\lambda \cdot \Delta\lambda \leq 18\,000 \cdot t^{-0,75} \quad W \cdot m^{-2}$ | $t \leq 1000$ s | N/A |
| | For times greater than 1000 s the limit becomes: | | P |
| | $E_{IR} = \sum_{780}^{3000} E_\lambda \cdot \Delta\lambda \leq 100 \quad W \cdot m^{-2}$ | $t > 1000$ s | P |
| 4.3.8 | Thermal hazard exposure limit for the skin | | P |
| | Visible and infrared radiant exposure (380 nm to 3000 nm) of the skin shall be limited to: | | P |

| IEC 62471 | | | |
|-----------|--|-----------------|---------|
| Clause | Requirement + Test | Result – Remark | Verdict |
| | $E_H \cdot t = \sum_{380}^{3000} \sum_t E_\lambda(\lambda, t) \cdot \Delta t \cdot \Delta \lambda \leq 20\,000 \cdot t^{0,25} \quad \text{J} \cdot \text{m}^{-2}$ | | P |
| 5 | MEASUREMENT OF LAMPS AND LAMP SYSTEMS | | P |
| 5.1 | Measurement conditions | | P |
| | Measurement conditions shall be reported as part of the evaluation against the exposure limits and the assignment of risk classification. | | P |
| 5.1.1 | Lamp ageing (seasoning) | Not lamps | N/A |
| | Seasoning of lamps shall be done as stated in the appropriate IEC lamp standard. | | N/A |
| 5.1.2 | Test environment | | P |
| | For specific test conditions, see the appropriate IEC lamp standard or in absence of such standards, the appropriate national standards or manufacturer's recommendations. | | P |
| 5.1.3 | Extraneous radiation | | P |
| | Careful checks should be made to ensure that extraneous sources of radiation and reflections do not add significantly to the measurement results. | | P |
| 5.1.4 | Lamp operation | | N/A |
| | Operation of the test lamp shall be provided in accordance with: | | N/A |
| | – the appropriate IEC lamp standard, or | | N/A |
| | – the manufacturer' s recommendation | | N/A |
| 5.1.5 | Lamp system operation | | P |
| | The power source for operation of the test lamp shall be provided in accordance with: | | P |
| | – the appropriate IEC standard, or | | N/A |
| | – the manufacturer' s recommendation | | P |
| 5.2 | Measurement procedure | | P |
| 5.2.1 | Irradiance measurements | | P |
| | Minimum aperture diameter 7mm. | | P |
| | Maximum aperture diameter 50 mm. | | P |
| | The measurement shall be made in that position of the beam giving the maximum reading. | | P |
| | The measurement instrument is adequate calibrated. | | P |
| 5.2.2 | Radiance measurements | | P |
| 5.2.2.1 | Standard method | | N/A |
| | The measurements made with an optical system. | | N/A |
| | The instrument shall be calibrated to read in absolute radiant power per unit receiving area and per unit solid angle to acceptance averaged over the field of view of the instrument. | | N/A |

| IEC 62471 | | | |
|-----------|---|-------------------------|---------|
| Clause | Requirement + Test | Result – Remark | Verdict |
| 5.2.2.2 | Alternative method | | N/A |
| | Alternatively to an imaging radiance set-up, an irradiance measurement set-up with a circular field stop placed at the source can be used to perform radiance measurements. | | N/A |
| 5.2.3 | Measurement of source size | | P |
| | The determination of α , the angle subtended by a source, requires the determination of the 50% emission points of the source. | | P |
| 5.2.4 | Pulse width measurement for pulsed sources | | N/A |
| | The determination of Δt , the nominal pulse duration of a source, requires the determination of the time during which the emission is > 50% of its peak value. | | N/A |
| 5.3 | Analysis methods | | P |
| 5.3.1 | Weighting curve interpolations | | P |
| | To standardize interpolated values, use linear interpolation on the log of given values to obtain intermediate points at the wavelength intervals desired. | See table 4.1 | P |
| 5.3.2 | Calculations | | P |
| | The calculation of source hazard values shall be performed by weighting the spectral scan by the appropriate function and calculating the total weighted energy. | | P |
| 5.3.3 | Measurement uncertainty | | P |
| | The quality of all measurement results must be quantified by an analysis of the uncertainty. | See Annex C in the norm | P |
| 6 | LAMP CLASSIFICATION | | P |
| | For the purposes of this standard it was decided that the values shall be reported as follows: | See table 6.1 | P |
| | – for lamps intended for general lighting service, the hazard values shall be reported as either irradiance or radiance values at a distance which produces an illuminance of 500 lux, but not at a distance less than 200 mm | | N/A |
| | – for all other light sources, including pulsed lamp sources, the hazard values shall be reported at a distance of 200 mm | | P |
| 6.1 | Continuous wave lamps | | P |
| 6.1.1 | Exempt Group | | P |
| | In the exempt group are lamps, which don't pose any photobiological hazard. The requirement is met by any lamp that does not pose: | | P |
| | – an actinic ultraviolet hazard (E_S) within 8-hours exposure (30000 s), nor | | P |
| | – a near-UV hazard (E_{UVA}) within 1000 s, (about 16 min), nor | | P |

| IEC 62471 | | | |
|-----------|--|-----------------|---------|
| Clause | Requirement + Test | Result – Remark | Verdict |
| | – a retinal blue-light hazard (L_B) within 10000 s (about 2,8 h), nor | | P |
| | – a retinal thermal hazard (L_R) within 10 s, nor | | P |
| | – an infrared radiation hazard for the eye (E_{IR}) within 1000 s | | P |
| 6.1.2 | Risk Group 1 (Low-Risk) | | N/A |
| | In this group are lamps, which exceeds the limits for the except group but that does not pose: | | N/A |
| | – an actinic ultraviolet hazard (E_S) within 10000 s, nor | | N/A |
| | – a near ultraviolet hazard (E_{UVA}) within 300 s, nor | | N/A |
| | – a retinal blue-light hazard (L_B) within 100 s, nor | | N/A |
| | – a retinal thermal hazard (L_R) within 10 s, nor | | N/A |
| | – an infrared radiation hazard for the eye (E_{IR}) within 100 s | | N/A |
| | Lamps that emit infrared radiation without a strong visual stimulus and do not pose a near-infrared retinal hazard (L_{IR}), within 100 s are in Risk Group 1. | | N/A |
| 6.1.3 | Risk Group 2 (Moderate-Risk) | | N/A |
| | This requirement is met by any lamp that exceeds the limits for Risk Group 1, but that does not pose: | | N/A |
| | – an actinic ultraviolet hazard (E_S) within 1000 s exposure, nor | | N/A |
| | – a near ultraviolet hazard (E_{UVA}) within 100 s, nor | | N/A |
| | – a retinal blue-light hazard (L_B) within 0,25 s (aversion response), nor | | N/A |
| | – a retinal thermal hazard (L_R) within 0,25 s (aversion response), nor | | N/A |
| | – an infrared radiation hazard for the eye (E_{IR}) within 10 s | | N/A |
| | Lamps that emit infrared radiation without a strong visual stimulus and do not pose a near-infrared retinal hazard (L_{IR}), within 10 s are in Risk Group 2. | | N/A |
| 6.1.4 | Risk Group 3 (High-Risk) | | N/A |
| | Lamps which exceed the limits for Risk Group 2 are in Group 3. | | N/A |
| 6.2 | Pulsed lamps | | N/A |
| | Pulse lamp criteria shall apply to a single pulse and to any group of pulses within 0,25 s. | | N/A |
| | A pulsed lamp shall be evaluated at the highest nominal energy loading as specified by the manufacturer. | | N/A |
| | The risk group determination of the lamp being tested shall be made as follows: | | N/A |

| IEC 62471 | | | |
|-----------|--|-----------------|---------|
| Clause | Requirement + Test | Result – Remark | Verdict |
| | – a lamp that exceeds the exposure limit shall be classified as belonging to Risk Group 3 (High-Risk) | | N/A |
| | – for single pulsed lamps, a lamp whose weighted radiant exposure or weighted radiance does is below the EL shall be classified as belonging to the Exempt Group | | N/A |
| | – for repetitively pulsed lamps, a lamp whose weighted radiant exposure or weighted radiance dose is below the EL, shall be evaluated using the continuous wave risk criteria discussed in clause 6.1, using time averaged values of the pulsed emission | | N/A |

| IEC 62471 | | | |
|-----------|--------------------|-----------------|---------|
| Clause | Requirement + Test | Result – Remark | Verdict |

| Table 4.1 | Spectral weighting function for assessing ultraviolet hazards for skin and eye | | | P |
|---|--|------------------------------|---|---|
| Wavelength ¹ λ , nm | UV hazard function $S_{UV}(\lambda)$ | Wavelength λ , nm | UV hazard function $S_{UV}(\lambda)$ | |
| 200 | 0,030 | 313* | 0,006 | |
| 205 | 0,051 | 315 | 0,003 | |
| 210 | 0,075 | 316 | 0,0024 | |
| 215 | 0,095 | 317 | 0,0020 | |
| 220 | 0,120 | 318 | 0,0016 | |
| 225 | 0,150 | 319 | 0,0012 | |
| 230 | 0,190 | 320 | 0,0010 | |
| 235 | 0,240 | 322 | 0,00067 | |
| 240 | 0,300 | 323 | 0,00054 | |
| 245 | 0,360 | 325 | 0,00050 | |
| 250 | 0,430 | 328 | 0,00044 | |
| 254* | 0,500 | 330 | 0,00041 | |
| 255 | 0,520 | 333* | 0,00037 | |
| 260 | 0,650 | 335 | 0,00034 | |
| 265 | 0,810 | 340 | 0,00028 | |
| 270 | 1,000 | 345 | 0,00024 | |
| 275 | 0,960 | 350 | 0,00020 | |
| 280* | 0,880 | 355 | 0,00016 | |
| 285 | 0,770 | 360 | 0,00013 | |
| 290 | 0,640 | 365* | 0,00011 | |
| 295 | 0,540 | 370 | 0,000093 | |
| 297* | 0,460 | 375 | 0,000077 | |
| 300 | 0,300 | 380 | 0,000064 | |
| 303* | 0,120 | 385 | 0,000053 | |
| 305 | 0,060 | 390 | 0,000044 | |
| 308 | 0,026 | 395 | 0,000036 | |
| 310 | 0,015 | 400 | 0,000030 | |

¹ Wavelengths chosen are representative: other values should be obtained by logarithmic interpolation at intermediate wavelengths.

* Emission lines of a mercury discharge spectrum.

| IEC 62471 | | | |
|-----------|--------------------|-----------------|---------|
| Clause | Requirement + Test | Result – Remark | Verdict |

| Table 4.2 | Spectral weighting functions for assessing retinal hazards from broadband optical sources | P |
|------------------|---|---|
| Wavelength nm | Blue-light hazard function B (λ) | Burn hazard function R (λ) |
| 300 | 0,01 | |
| 305 | 0,01 | |
| 310 | 0,01 | |
| 315 | 0,01 | |
| 320 | 0,01 | |
| 325 | 0,01 | |
| 330 | 0,01 | |
| 335 | 0,01 | |
| 340 | 0,01 | |
| 345 | 0,01 | |
| 350 | 0,01 | |
| 355 | 0,01 | |
| 360 | 0,01 | |
| 365 | 0,01 | |
| 370 | 0,01 | |
| 375 | 0,01 | |
| 380 | 0,01 | 0,1 |
| 385 | 0,013 | 0,13 |
| 390 | 0,025 | 0,25 |
| 395 | 0,05 | 0,5 |
| 400 | 0,10 | 1,0 |
| 405 | 0,20 | 2,0 |
| 410 | 0,40 | 4,0 |
| 415 | 0,80 | 8,0 |
| 420 | 0,90 | 9,0 |
| 425 | 0,95 | 9,5 |
| 430 | 0,98 | 9,8 |
| 435 | 1,00 | 10,0 |
| 440 | 1,00 | 10,0 |
| 445 | 0,97 | 9,7 |
| 450 | 0,94 | 9,4 |
| 455 | 0,90 | 9,0 |
| 460 | 0,80 | 8,0 |
| 465 | 0,70 | 7,0 |
| 470 | 0,62 | 6,2 |
| 475 | 0,55 | 5,5 |
| 480 | 0,45 | 4,5 |
| 485 | 0,40 | 4,0 |
| 490 | 0,22 | 2,2 |
| 495 | 0,16 | 1,6 |
| 500-600 | $10^{[(450-\lambda)/50]}$ | 1,0 |
| 600-700 | 0,001 | 1,0 |
| 700-1050 | | $10^{[(700-\lambda)/500]}$ |
| 1050-1150 | | 0,2 |
| 1150-1200 | | $0,2 \cdot 10^{0,02(1150-\lambda)}$ |
| 1200-1400 | | 0,02 |

| IEC 62471 | | | |
|-----------|--------------------|-----------------|---------|
| Clause | Requirement + Test | Result – Remark | Verdict |

| Table 5.4 Summary of the ELs for the surface of the skin or cornea (irradiance based values) | | | | | | P |
|--|---|---------------------|-----------------------|-----------------------------|---|---|
| Hazard Name | Relevant equation | Wavelength range nm | Exposure duration sec | Limiting aperture rad (deg) | EL in terms of constant irradiance $W \cdot m^{-2}$ | |
| Actinic UV skin & eye | $E_S = \sum E_\lambda \cdot S(\lambda) \cdot \Delta\lambda$ | 200 – 400 | < 30000 | 1,4 (80) | 30/t | |
| Eye UV-A | $E_{UVA} = \sum E_\lambda \cdot \Delta\lambda$ | 315 – 400 | ≤ 1000 >1000 | 1,4 (80) | 10000/t 10 | |
| Blue-light small source | $E_B = \sum E_\lambda \cdot B(\lambda) \cdot \Delta\lambda$ | 300 – 700 | ≤ 100 >100 | < 0,011 | 100/t 1,0 | |
| Eye IR | $E_{IR} = \sum E_\lambda \cdot \Delta\lambda$ | 780 – 3000 | ≤ 1000 >1000 | 1,4 (80) | 18000/t ^{0,75} 100 | |
| Skin thermal | $E_H = \sum E_\lambda \cdot \Delta\lambda$ | 380 – 3000 | < 10 | 2π sr | 20000/t ^{0,75} | |

| Table 5.5 Summary of the ELs for the retina (radiance based values) | | | | | | P |
|---|--|---------------------|--|--|--|---|
| Hazard Name | Relevant equation | Wavelength range nm | Exposure duration sec | Field of view radians | EL in terms of constant radiance $W \cdot m^{-2} \cdot sr^{-1}$ | |
| Blue light | $L_B = \sum L_\lambda \cdot B(\lambda) \cdot \Delta\lambda$ | 300 – 700 | 0,25 – 10 10-100 100-10000 ≥ 10000 | $0,011 \cdot \sqrt{(t/10)}$ 0,011 $0,0011 \cdot \sqrt{t}$ 0,1 | $10^6/t$ $10^6/t$ $10^6/t$ 100 | |
| Retinal thermal | $L_R = \sum L_\lambda \cdot R(\lambda) \cdot \Delta\lambda$ | 380 – 1400 | < 0,25 0,25 – 10 | 0,0017 $0,011 \cdot \sqrt{(t/10)}$ | $50000/(\alpha \cdot t^{0,25})$ $50000/(\alpha \cdot t^{0,25})$ | |
| Retinal thermal (weak visual stimulus) | $L_{IR} = \sum L_\lambda \cdot R(\lambda) \cdot \Delta\lambda$ | 780 – 1400 | > 10 | 0,011 | 6000/α | |

| IEC 62471 | | | |
|-----------|--------------------|-----------------|---------|
| Clause | Requirement + Test | Result – Remark | Verdict |

| Table 6.1 Emission limits for risk groups of continuous wave lamps | | | | | | | | | P |
|--|-------------------|-----------|--------------------------------|----------------------|----------|-----------------|--------|-----------------|--------|
| Risk | Action spectrum | Symbol | Units | Emission Measurement | | | | | |
| | | | | Exempt | | Low risk | | Mod risk | |
| | | | | Limit | Result | Limit | Result | Limit | Result |
| Actinic UV | $S_{UV}(\lambda)$ | E_s | $W \cdot m^{-2}$ | 0,001 | 2.97e-06 | 0,003 | - | 0,03 | - |
| Near UV | | E_{UVA} | $W \cdot m^{-2}$ | 10 | 7.88e-05 | 33 | - | 100 | - |
| Blue light | $B(\lambda)$ | L_B | $W \cdot m^{-2} \cdot sr^{-1}$ | 100 | 1.29e-02 | 10000 | - | 4000000 | - |
| Blue light, small source | $B(\lambda)$ | E_B | $W \cdot m^{-2}$ | 1,0* | - | 1,0 | - | 400 | - |
| Retinal thermal | $R(\lambda)$ | L_R | $W \cdot m^{-2} \cdot sr^{-1}$ | 28000/ α | 3.00e+00 | 28000/ α | - | 71000/ α | - |
| Retinal thermal, weak visual stimulus** | $R(\lambda)$ | L_{IR} | $W \cdot m^{-2} \cdot sr^{-1}$ | 6000/ α | 3.16e-01 | 6000/ α | - | 6000/ α | - |
| IR radiation, eye | | E_{IR} | $W \cdot m^{-2}$ | 100 | 1.84e-03 | 570 | - | 3200 | - |

* Small source defined as one with $\alpha < 0,011$ radian. Averaging field of view at 10000 s is 0.1 radian.
** Involves evaluation of non-GLS source

| IEC 62471B ATTACHMENT | | | |
|-----------------------|--------------------|-----------------|---------|
| Clause | Requirement + Test | Result – Remark | Verdict |

| ATTACHMENT TO TEST REPORT IEC 62471 EUROPEAN GROUP DIFFERENCES AND NATIONAL DIFFERENCES Photobiological safety of lamps and lamps systems | | | |
|---|---|------------------------|----------|
| Differences according to: EN 62471:2008 | | | |
| TRF template used: IECEE OD-2020-F2:2020, Ed. 1.1 | | | |
| Attachment Form No.: EU_GD_IEC62471B | | | |
| Attachment Originator: OVE | | | |
| Master Attachment: Dated 2021-04-29 | | | |
| Copyright © 2021 IEC System for Conformity Testing and Certification of Electrical Equipment (IECEE), Geneva, Switzerland. All rights reserved. | | | |
| | CENELEC COMMON MODIFICATIONS (EN) | | |
| 4 | EXPOSURE LIMITS | | P |
| | Contents of the whole Clause 4 of IEC 62471:2006 moved into a new informative Annex ZB | | — |
| | Clause 4 replaced by the following: | | P |
| | The original Clause 4 of IEC 62471:2006 contains provisions governing limiting values for the exposure of persons falling within the area of the health and safety of workers. Within Europe those limiting values are already covered by the Artificial Optical Radiation Directive (2006/25/EC). Thus, the limits of the directive have to be applied instead of those fixed in IEC 62471:2006. | See appended Table 6.1 | P |
| | There are no differences in EN 62471:2008 regarding the classification of lamps according Clause 6 of IEC 62471:2006. | | — |
| 4.1 | General | | N/A |
| | Delete the first paragraph. | | — |

| Table 6.1 | | | | Emission limits for risk groups of continuous wave lamps (based on EU Directive 2006/25/EC) | | | | | | P |
|---|-------------------|-----------|----------------------------------|--|------------|----------------|--------|----------------|--------|---|
| Risk | Action spectrum | Symbol | Units | Emission Measurement | | | | | | |
| | | | | Exempt | | Low risk | | Mod risk | | |
| | | | | Limit | Result | Limit | Result | Limit | Result | |
| Actinic UV | $S_{UV}(\lambda)$ | E_s | $W \cdot m^{-2}$ | 0,001 | 2.97e-06 | - | - | - | - | |
| Near UV | | E_{UVA} | $W \cdot m^{-2}$ | 0,33 | 7.88e-05 | - | - | - | - | |
| Blue light | $B(\lambda)$ | L_B | $W \cdot m_1^{-2} \cdot sr^{-1}$ | 100 | 1.29e-02 | 10000 | - | 4000000 | - | |
| Blue light, small source | $B(\lambda)$ | E_B | $W \cdot m^{-2}$ | 0,01 | - | 1,0 | - | 400 | - | |
| Retinal thermal | $R(\lambda)$ | L_R | $W \cdot m_1^{-2} \cdot sr^{-1}$ | $28000/\alpha$ | $3.00e+00$ | $28000/\alpha$ | - | $71000/\alpha$ | - | |
| Retinal thermal, weak visual stimulus** | $R(\lambda)$ | L_{IR} | $W \cdot m_1^{-2} \cdot sr^{-1}$ | 545000 | - | | | | | |
| | | | | $0,0017 \leq \alpha \leq 0,011$ | | | | | | |
| | | | | $6000/\alpha$ | 3.16e-01 | | | | | |
| | | | | $0,011 \leq \alpha \leq 0,1$ | | | | | | |
| IR radiation, eye | | E_{IR} | $W \cdot m^{-2}$ | 100 | 1.84e-03 | 570 | - | 3200 | - | |

* Small source defined as one with $\alpha < 0,011$ radian. Averaging field of view at 10000 s is 0.1 radian.
** Involves evaluation of non-GLS source

NOTE The action functions: see Table 4.1 and Table 4.2
The applicable aperture diameters: see 4.2.1
The limitations for the angular subtenses: see 4.2.2
The related measurement condition 5.2.3 and the range of acceptance angles: see Table 5.5.
 $\alpha = 0.0295$ radian.

Appendix 1
Equipment List


| No. | Equipment | Manufacturer | Model No. | Serial No. | Calibration date | Calibration due date |
|----------|--|--------------|---------------|----------------------|------------------|----------------------|
| Aa-SE193 | Horizontal distributed photometer | EVERFINE | GO-2000B | G105623CM5 361116 | 2022.05.26 | 2024.05.25 |
| Aa-SE194 | UV-VIS-NIR Spectroradiometer for Photobiological Safety Analysis | EVERFINE | PMS-700 | G107114CJ1 341112 | 2022.08.16 | 2024.08.15 |
| Aa-SE195 | Band Radiometer | EVERFINE | RD-2000F | G114280CM1 361115 | 2022.08.18 | 2024.08.17 |
| Aa-SE196 | Pupil Imaging Radiance Meter | EVERFINE | CX-2K | G132536CF1 361113 | 2022.08.16 | 2024.08.15 |
| Aa-SE198 | Digital CC&CV DC Power Supply | EVERFINE | WY3010 | G111418CM5 361135 | 2023.07.25 | 2024.07.24 |
| Aa-SE319 | High Accuracy Array Spectra | EVERFINE | HAAS-2000-IR1 | M112279CM1 361113 | 2022.08.16 | 2024.08.15 |
| Aa-SE232 | Electric humidity grapher | Accurate | TH10W-E | HHW-008 | 2023.07.31 | 2024.07.30 |

Appendix 2
Photo documentation

PHOTO 1

View:

- front
- rear
- right side
- left side
- top
- bottom
- internal

**PHOTO 2**

View:

- front
- rear
- right side
- left side
- top
- bottom
- internal





Photo documentation

| | |
|---|--|
| <p>PHOTO 3</p> <p>View:</p> <p><input type="checkbox"/> front</p> <p><input type="checkbox"/> rear</p> <p><input type="checkbox"/> right side</p> <p><input type="checkbox"/> left side</p> <p><input type="checkbox"/> top</p> <p><input type="checkbox"/> bottom</p> <p><input checked="" type="checkbox"/> internal</p> |  |
|---|--|

-End of report-