



TEST REPORT

Report No. : WTF24F07179208C
Applicant : Mid Ocean Brands B.V.
Address : 7/F., Kings Tower, 111 King Lam Street, Cheung Sha Wan,
Kowloon, Hong Kong
Manufacturer : 112213
Sample Name : Fragrance candle, Scented candle in glass
Sample Model : IT2873, MO9030
Test Requested : 1) EN 15426:2018 Candles-specification for Sooting
Behaviour
2) EN 15494:2019 Candles-Product safety labels
3) EN 15493:2019 Candles-Specification for fire safety
Test Conclusion : **Pass** (Please refer to next pages for details)
Date of Receipt sample : 2024-07-30
Testing period : 2024-07-30 to 2024-08-07
Date of Issue : 2024-08-13
Test Result : Refer to next page (s)
Note : As specified by client, only test the designated sample.

Prepared By:

Waltek Testing Group (Foshan) Co., Ltd.

Address: No.13-19, 2/F., 2nd Building, Sunlink Machinery City, Xingye 4 Road, Guanglong Industrial Park,
Chihua Neighborhood Committee, Chencun Town, Shunde District, Foshan, Guangdong, China
Tel:+86-757-23811398 Fax:+86-757-23811381 E-mail:info@waltek.com.cn

Signed for and on behalf of
Waltek Testing Group (Foshan) Co., Ltd.

Swing.Liang




WTF24F07179208C



Report No.: WTF24F07179208C

Job No.: FSW2407301302CJ

Sample photo:



1. MO9030



2. IT2873



3. IT2873



4. IT2873



Report No.: WTF24F07179208C

Job No.: FSW2407301302CJ

Test Results:**1) Soot release (EN 15426:2018)**

Test standard:	EN 15426:2018 Candles-specification for sooting behavior
Number of sample(s) tested:	3 pieces of candle
Initial observation:	No visible defects was found on all tested samples
Test requirement:	The average soot index from three tests (samples) shall be less than 1.0/hour.
Test Conclusion:	Pass

Material No.1



Tested sample	A4	A5	A6
Original candle diameter (mm)	Ø57.65	Ø57.58	Ø57.61
Original candle height (mm)	43.34	43.23	43.23
Net candle weight(g)	58.6	59.6	58.0
Total measuring time, t_m (hours)	8.0	8.0	8.0
Soot index, S_i	6.87	2.30	2.27
Average soot index per hour, $S_{ih}(=S_i/t_m)$	0.86	0.29	0.28
Average soot index from 3 samples Note: acceptance criteria: <1.0/hour	0.48		

Material No.3

Tested sample	B4	B5	B6
Original candle diameter (mm)	Ø45.18	Ø45.13	Ø45.12
Original candle height (mm)	62.77	62.57	62.95
Net candle weight(g)	52.9	52.9	52.0
Total measuring time, t_m (hours)	8.0	8.0	8.0
Soot index, S_i	0.16	0.16	0.32
Average soot index per hour, $S_{ih}(=S_i/t_m)$	0.02	0.02	0.04
Average soot index from 3 samples Note: acceptance criteria: <1.0/hour	0.03		

2) Candle Fire safety labelling (EN 15494:2019)



Test standard:	EN 15494:2019 Candles-Product Safety Labels
Number of sample(s) tested:	One set product with full packaging
Test Conclusion:	Pass

Clause	Requirement	Result	Rating
		Material 2	
4.2	<p>Layout of the product safety label The product safety label for candles consists of the following components: general warning sign based upon ISO 7010- W001 (see Figure 1) . mandatory supplementary safety information symbols or texts (see Tables 1 to 3). optional supplementary safety information symbols or texts (See Annex A) . The supplementary safety information symbols or texts shall be placed in close proximity to the general warning sign below and/or to the right beside the general warning sign (see Figure 2) . Borders are optional. All components of the product safety label shall be in distinct contrast from its background. For candle labels made with one-colour printing, the background colour of the general warning sign does not need to be yellow.</p>  <p>Figure 1 – General warning sign</p>  <p>Figure 2 – examples of layouts of a product safety label for candles</p>	<p>See Test Data</p> <p>Safety information beside the general warning sign</p>	PASS
4.3	<p>Layout of supplementary safety information</p> <p>If safety information texts are chosen rather than safety information symbols then they or their practical equivalents shall be given in their own national language or languages of the country in which the candles are marketed.</p>	<p>The height of the safety symbols:5.40mm</p>	PASS









	<p>The supplementary safety symbols and text shall be reproduced as shown in Tables 1 to 3 and Tables A. 1 to A. 5. However, some degree of modification is permitted when cultural differences or special application formats (e.g. candle shape/type) need to be considered, provided the original meaning is retained and comprehension of the safety information is maintained.</p> <p>The minimum height of the safety symbols is 5 mm provided that the content of the safety message is legible due to the quality of the print.</p>		
4.4	<p>Display of a product safety label</p> <p>As a minimum the product safety label with the mandatory supplementary safety information (Tables 1 to 3) shall be visible and legible on the packaging or product.</p> <p>If the space is limited, the optional supplementary safety information can be placed elsewhere, e.g. on the backside of a peel-off label or the inner sides of a fold-out label, together with the mandatory supplementary safety information repeated. There shall be clear indication where to find this additional safety information.</p>	Safety labels on packaging	PASS

Clause	Requirement	Result	Rating
		Material 4	
4.2	<p>Layout of the product safety label</p> <p>The product safety label for candles consists of the following components:</p> <ul style="list-style-type: none"> general warning sign based upon ISO 7010- W001 (see Figure 1) . mandatory supplementary safety information symbols or texts (see Tables 1 to 3). optional supplementary safety information symbols or texts (See Annex A) . <p>The supplementary safety information symbols or texts shall be placed in close proximity to the general warning sign below and/or to the right beside the general warning sign (see Figure 2) . Borders are optional. All components of the product safety label shall be in distinct contrast from its background. For candle labels made with one-colour printing, the background colour of the general warning sign does not need to be yellow.</p>	<p>See Test Data</p> <p>Safety information beside the general warning sign</p>	PASS








	 <p>Figure 1 – General warning sign</p>  <p>Figure 2 – examples of layouts of a product safety label for candles</p>		
<p>4.3</p>	<p>Layout of supplementary safety information</p> <p>If safety information texts are chosen rather than safety information symbols then they or their practical equivalents shall be given in their own national language or languages of the country in which the candles are marketed.</p> <p>The supplementary safety symbols and text shall be reproduced as shown in Tables 1 to 3 and Tables A. 1 to A. 5. However, some degree of modification is permitted when cultural differences or special application formats (e.g. candle shape/type) need to be considered, provided the original meaning is retained and comprehension of the safety information is maintained.</p> <p>The minimum height of the safety symbols is 5 mm provided that the content of the safety message is legible due to the quality of the print.</p>	<p>The height of the safety symbols: 5.30mm</p>	<p>PASS</p>
<p>4.4</p>	<p>Display of a product safety label</p> <p>As a minimum the product safety label with the mandatory supplementary safety information (Tables 1 to 3) shall be visible and legible on the packaging or product.</p> <p>If the space is limited, the optional supplementary safety information can be placed elsewhere, e.g. on the backside of a peel-off label or the inner sides of a fold-out label, together with the mandatory supplementary safety information repeated. There shall be clear indication where to find this additional safety information.</p>	<p>Safety labels on packaging</p>	<p>PASS</p>



Test data:

In the form of symbol	In the form of Text	Finding
Table 1- mandatory supplementary safety information		
	Never leave a burning candle unattended.	In Symbol Present
	Keep away from things that can catch fire.	In Symbol Present
	Keep away from children and pets.	In Symbol Present
Table 2 – additional mandatory supplementary safety information –specific for certain candles types		
	Use a heat resistant candleholder.	In Symbol/Text Form Present
Table 3 –additional mandatory supplementary safety information –specific for floating candles		
	Use in a suitable bowl filled with water	Not Present
Table A.1 – optional supplementary safety information		
	Keep candles at least x cm apart. Note: X represents the minimum safety distance between candles and is defined by the manufacturer.	In Symbol/Text Form Present



	Do not burn in a draught.	Not Present
	Do not place near a heat source.	Not Present
	Place candle upright.	Not Present
	Trim wick to x cm, Note: x represents the maximum length of the wick and is defined by the manufacturer.	No Present
	Snuff out the flame. Do not blow it out.	No Present
	Keep wax pool clear of matches and debris.	Not Present
	Do not move a burning candle.	Text Form Present



	Never use liquid to extinguish.	Not Present
	Remove packaging before use.	Not Present
	Trim edge if higher than x cm. Note: x represents the maximum length of the wick and is defined by the manufacturer.	Not Present

Table A.2 – additional optional supplementary safety information – specific for tea light

	Only use in holders and warming stoves with sufficient ventilation.	Not Present
--	---	-------------

Table A.3 – additional optional supplementary safety information – specific for votive candles

	This candle liquefies, use a suitable container.	Not Present
--	--	-------------

Table A.4 – additional optional supplementary safety information – specific for container candles

	Do not touch, may be hot.	Not Present
--	---------------------------	-------------

Table A.5 – Additional optional supplementary safety information – specific for candles not appropriate to use in a warming unit, e.g. scented tea lights



Report No.: WTF24F07179208C

Job No.: FSW2407301302CJ



Do not burn in a warming unit.

Not Present

WALTEK



Report No.: WTF24F07179208C

Job No.: FSW2407301302CJ

3) Burning safety (EN 15493:2019)

Test standard:	EN 15493:2019 Candles-Specification for fire safety
Number of sample(s) tested:	3 pieces of candle for testing
Instruction label	Provided
Burn test cycle	Burn candle 4 hours, pause for minimum 1 hour. Continue to burn in cycles until self-extinguishing.
Test Conclusion:	Pass

Clause	Requirement	Result
		Material No.1&3
4.1	Stability — Freestanding candles, container candles and candles that are sold together with a holder or other accessories shall not tip over when tested on a slope of $(10 \pm 0.2)^\circ$.	PASS
4.2	Secondary ignition No secondary ignition shall occur for more than 10s	PASS
4.3	Flame height Maximum 75 mm for all candles except tea lights Maximum 30 mm for tea lights	PASS
4.4	Self-extinguishing To prevent the ignition of the surface underneath, freestanding candles marketed as self-extinguishing shall self-extinguish at the end of the burning time. The candles shall neither burn a paper placed underneath nor cause any scorch marks on it during the whole burning test. To prevent the ignition or cracking of a supporting holder, non- freestanding candles marketed as self-extinguishing shall self- extinguish at a residual height of ≥ 12 mm in case of candles with a diameter of ≤ 14 mm and at a residual height of ≥ 18 mm in case of other candles.	NA
4.5	Behaviour after extinguishing After extinguishing the candle shall not spontaneously re-light. The wick shall not continue to glow or smoke for an average time of more than 30 s after extinguishing.	PASS
4.6	Container candles The container shall not crack or break at any time throughout the burning test.	PASS

Abbreviation: NA =Not applicable



Report No.: WTF24F07179208C

Job No.: FSW2407301302CJ

Test data: (Material No.1)

Sample ID	Wax weight (in net and g)	Size (mm)
A1	58.4	Φ64.59×43.09
A2	58.8	Φ64.61×43.09
A3	58.8	Φ64.51×43.18

Sample ID	Flame height (mm)		Total burn time(hours)	Percentage of wax burnt (%)	Wax spillage(%)	Average after smoke or glow time (s)
	Minimum	Maximum				
A1	25	30	12H30min	96.40	--	10
A2	20	25	12H10min	96.09	--	12
A3	25	30	10H50min	92.86	--	11

Test data: (Material No.3)

Sample ID	Wax weight (in net and g)	Size (mm)
B1	52.6	Φ50.78×62.84
B2	52.1	Φ50.90×62.90
B3	52.1	Φ50.68×62.79

Sample ID	Flame height (mm)		Total burn time(hours)	Percentage of wax burnt (%)	Wax spillage(%)	Average after smoke or glow time (s)
	Minimum	Maximum				
B1	10	5	29H55min	98.48	--	4
B2	10	5	33H30min	82.73	--	4
B3	10	5	28H10min	95.97	--	4

Test Material List:


Material No.	Sample Description	Location
1	IT2873 Candle	Individual
2	IT2873 Candle+Label	Individual
3	MO9030 Candle	Individual
4	MO9030 Candle+Label	Individual



Report No.: WTF24F07179208C

Job No.: FSW2407301302CJ


Test sample photo:





Report No.: WTF24F07179208C

Job No.: FSW2407301302CJ


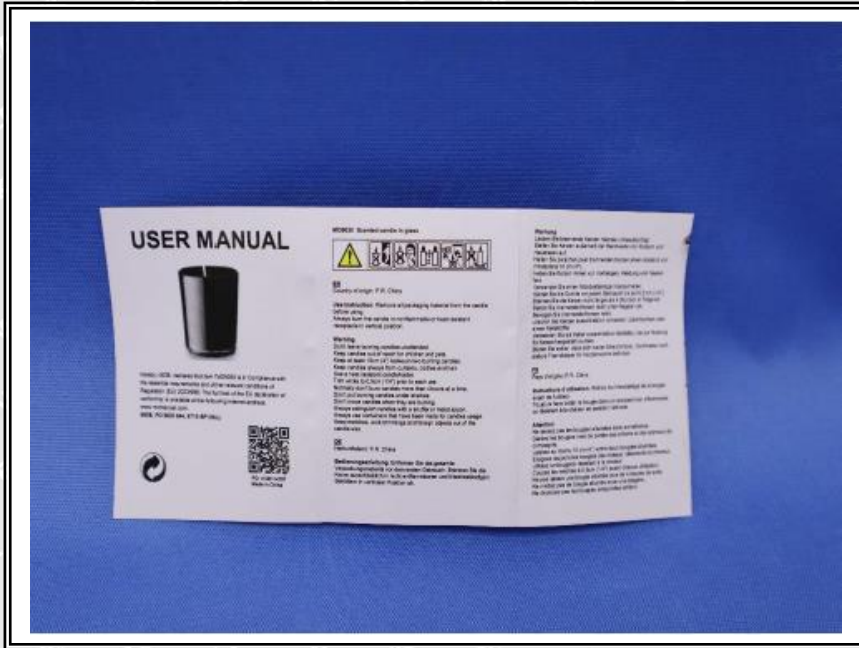




Report No.: WTF24F07179208C

Job No.: FSW2407301302CJ








Report No.: WTF24F07179208C


Job No.: FSW2407301302CJ





Report No.: WTF24F07179208C


Job No.: FSW2407301302CJ





Report No.: WTF24F07179208C

Job No.: FSW2407301302CJ





Report No.: WTF24F07179208C



Job No.: FSW2407301302CJ





Report No.: WTF24F07179208C



Job No.: FSW2407301302CJ





Report No.: WTF24F07179208C


Job No.: FSW2407301302CJ





Report No.: WTF24F07179208C


Job No.: FSW2407301302CJ





Report No.: WTF24F07179208C

Job No.: FSW2407301302CJ





Report No.: WTF24F07179208C

Job No.: FSW2407301302CJ

Remarks:

1. The results shown in this test report refer only to the sample(s) tested;
2. This test report cannot be reproduced, except in full, without prior written permission of the company;
3. The report would be invalid without specific stamp of test institute and the signatures of compiler and approver;
4. The Applicant name and Address, the sample(s) and sample information was/were provided by the applicant who should be responsible for the authenticity which Waltek hasn't verified;
5. If the report is not stamped with the accreditation recognized seal, it will only be used for scientific research, education, and internal quality control activities, and is not used for the purpose of issuing supporting data to the society.
6. The sample material information (Model No. information) is provided by client, not verified by test laboratory. The samples of reference Model No. are not tested. Test laboratory not responsible for the accuracy, appropriateness, completeness and authenticity of the information provided by client.

===== End of Report =====

WALTEK